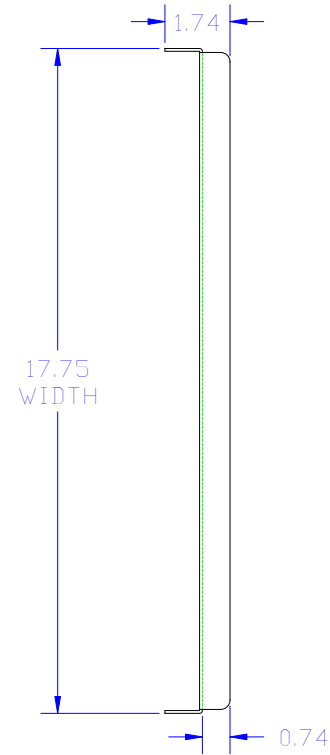

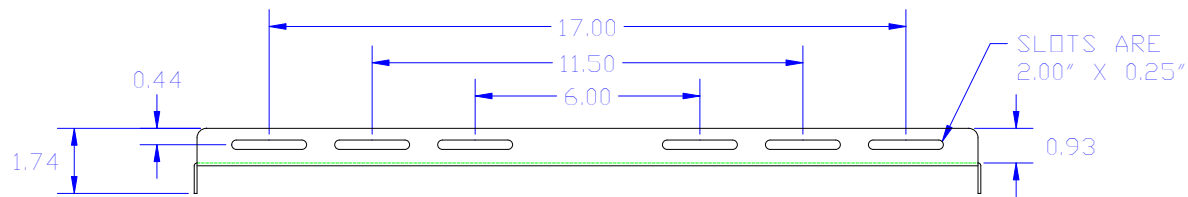


NOTES

FINISH: TEXTURED POWDER PAINT "BK1" BLACK OR "CG1" GRAY (RAL 7032)  
 10-32 MOUNTING SCREWS AND SPACER SHIMS ARE SUPPLIED WITH THE SHELF



FRONT VIEW



SIDE VIEW

THIS DRAWING IS PROPRIETARY INFORMATION  
 OF HAMMOND MFG.CO.LTD. NOT TO BE USED  
 WITHOUT EXPRESSED WRITTEN PERMISSION  
 OF HAMMOND MFG.CO.LTD.

△	N/A	CUSTOMER INFORMATION	02.04.18	RJG
Rev	ECN	Description	Date	By

Unless Otherwise Spec'd Dimensions are in inches Tolerances are: X ±.1 .XX ±.06 .XXX ±.020 .XXXX ±.0050 Holes ±.0050 Angles ±.5°	Dwn	R. GODFREY
	Date	02.04.18
	Chk	---
	Mat'l	14 GA STEEL
Sheet	1 of 1	

HAMMOND MANUFACTURING CO. LTD Enclosure Group, Guelph, Ontario, Canada	
CONTEMPRA II FIXED SOLID SHELF-RFUS	
Part#	RFUS1921
Dwg#	RFUS1921/A1

RFUS1921/A1

Ref. Dwg. XXX